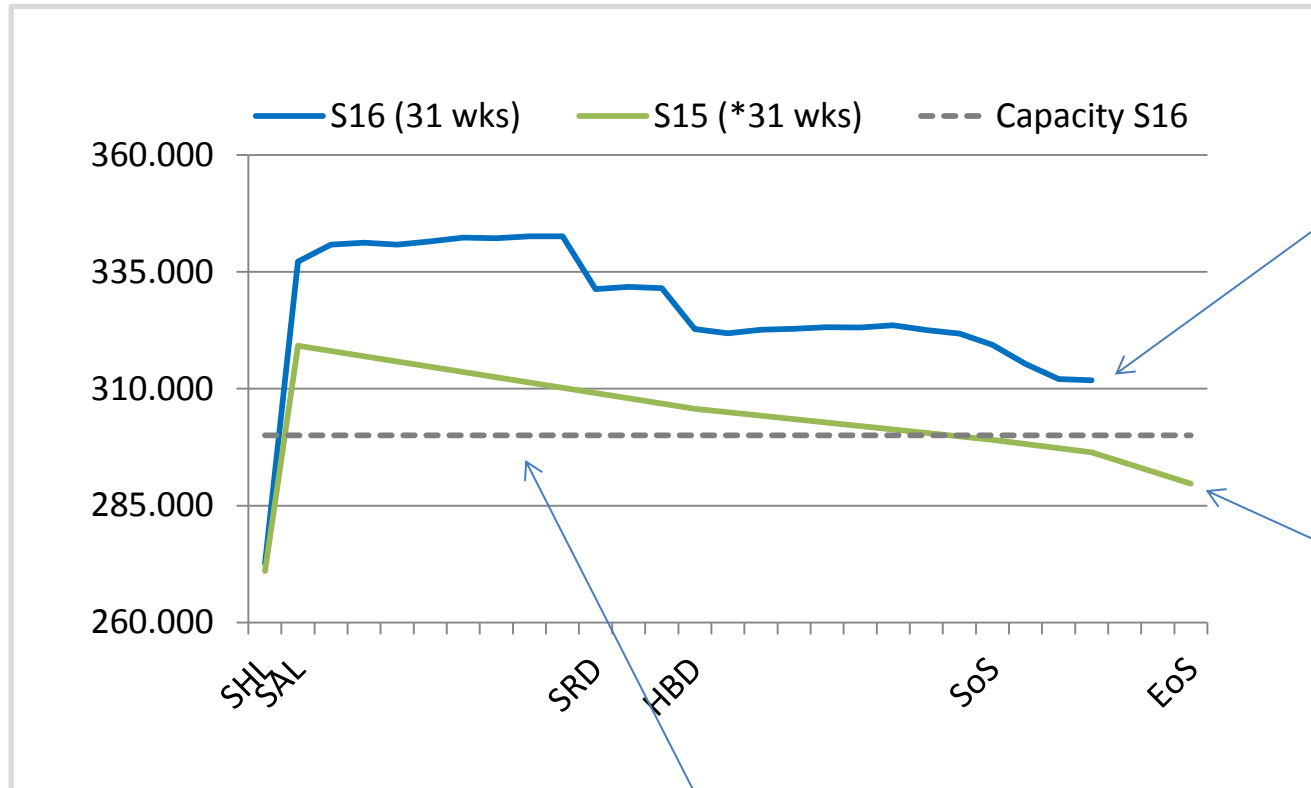


Slot allocation Amsterdam Airport Schiphol

Caroline Ditvoorst
Managing Director

www.slotcoordination.nl

1. Slot allocation figures S15/S16



S16 growth:

- Currently +5% compared S15
- +9% movements in first two weeks compared S15

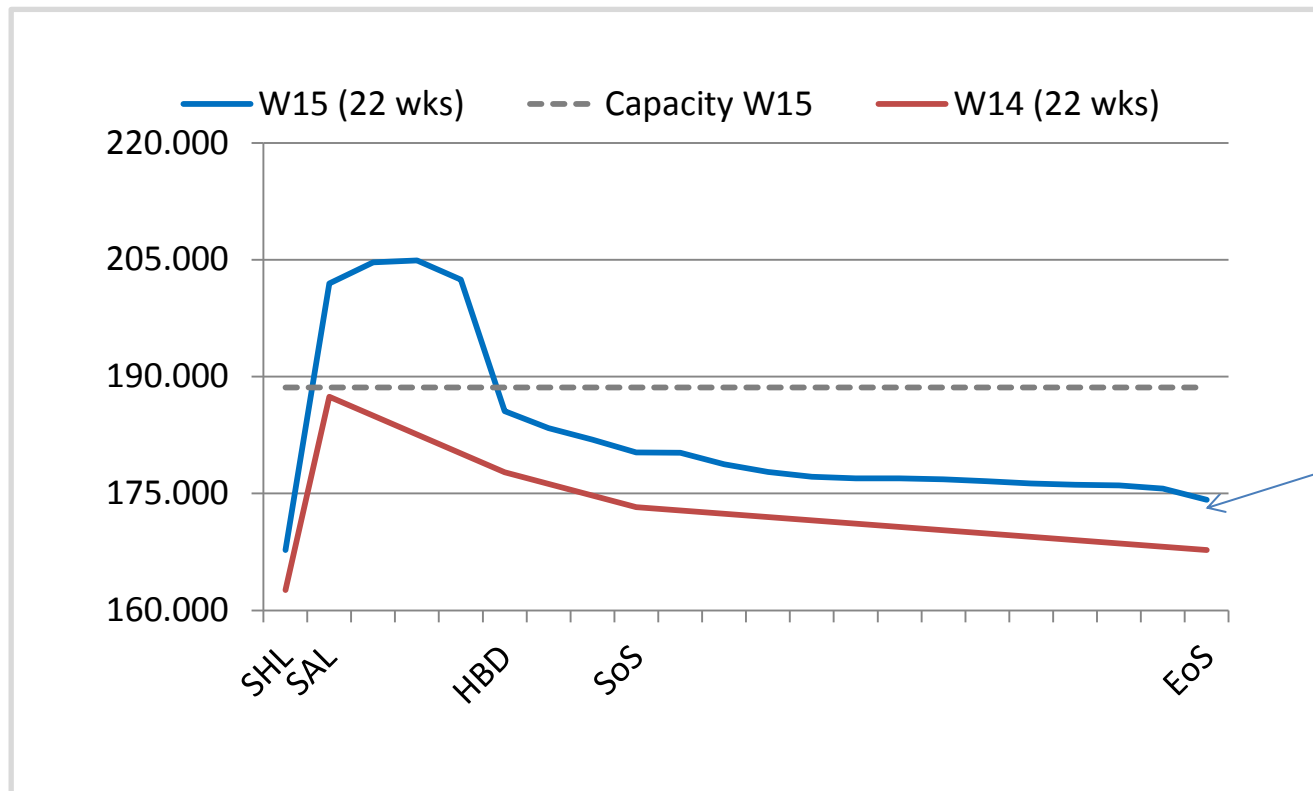
S15 realisation:

- 279.038 movements
- +2,5% compared S14
- Graph corrected to 31 weeks

S16 capacity:

- 300.000 slots
- 10.525 transferred slots from W15

2. Slot allocation figures W15



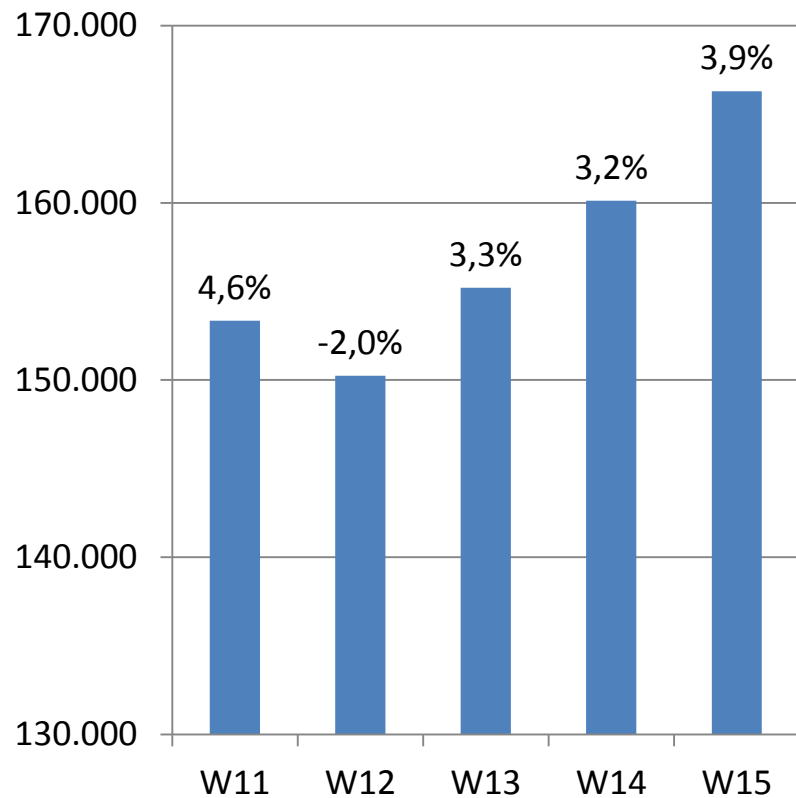
W15 realisation:

- +3,9% compared to W14
- 174.214 movements
- 10.525 slots transferred to S16

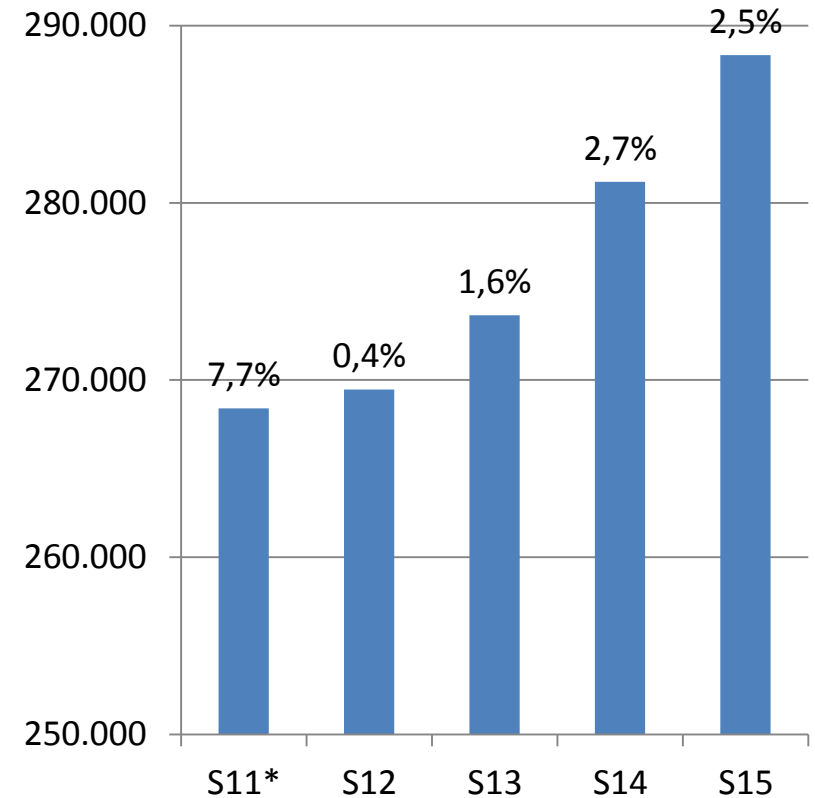
3. Realisation commercial aviation



Winter season (corrected 21 wks)



Summer season (corrected 31 wks)



Graphs show actual number of movements (commercial aviation). Percentages show growth w.r.t. previous season. S11 growth has been corrected for ash cloud effects.

4. Night slot allocation S16

	Departures	Arrivals and departures
Available capacity S16	8.866	23.436
Remaining capacity W15	795	1.179
Total capacity	9.661	24.615
Allocated at SAL	8.741	23.268
Allocated at season start, including non historic slots	9.666	25.305

- Night capacity is restricted by a total number of night slots, of which a maximum number can be allocated as departure slots.

5. Slot allocation process W16



25APR2016	Historic slots distributed by coordinators (SHL deadline)
12MAY2016	Agreed Historics Deadline
19MAY2016	Initial Submission Deadline
09JUN2016	Initial Slot Allocation distributed to airlines (SAL deadline)
21JUN2016	IATA Slot Conference 138 Hamburg, Germany (until 23 June)
15AUG2016	Slot Return Deadline
16AUG2016	Reallocation of slots (until 31 August)
31AUG2016	Historics Baseline Date (start of "80/20 usage" calculation)
30OCT2016	Start of Northern Winter Season 2016
25MAR2017	End of Northern Winter Season 2016